


# AGLD SERIES

## Ground Fault Relay with Digital Display

AGLD Series Ground Fault Sensors keep machinery and their operators safe from accidental shocks. The large, one piece solid-core design allows for installation over wires feeding heavy loads. The output relay will change state at any point between 5 and 100 mA, or 80 and 950 mA. A delay can be set to allow down stream protection to activate before this sensor, keeping the main circuit protection hot and the equipment energized while the smaller faults are cleared. The large LED display shows the precise trip point and the extra delay clearly, in any light condition. The display flashes when there is current sensed over the trip point.



### Ground Fault Relay Applications

#### Monitor Large Machines

- Detect fault currents before damage can occur. Connect the output to a shunt trip breaker operating solenoid or to the circuit powering a connector coil.

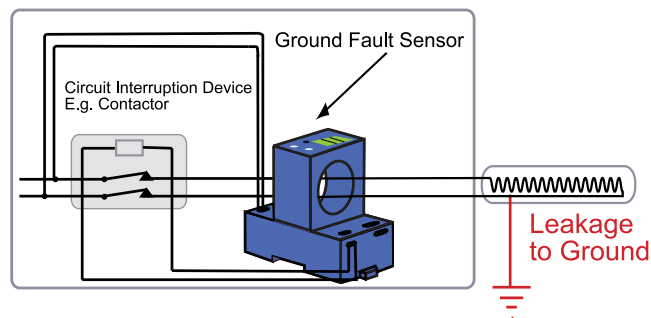
#### Water Delivery and Treatment

- Detect moisture ingress in submersible pumps.

#### Heating Processes

- If an element shorts to ground, the sensor will activate to de-energize the circuit, keeping safety at the forefront.

Insulation Breakdown



### Ground Fault Relay Features

#### Electromechanical Relay Output

- Provides both normally open and normally closed contacts.
- Compatible with most automation and control systems.

#### Externally Powered

- A choice of fail safe or standard operation.

#### Simple Field Setpoint Adjustment

- Single turn potentiometer with setpoint shown on display.
- Adjustable delay shown when knob is turned.

#### Large Solid-Core Case

- Large sensing window provides ample space for multiple conductors.

#### DIN Rail Mount\*

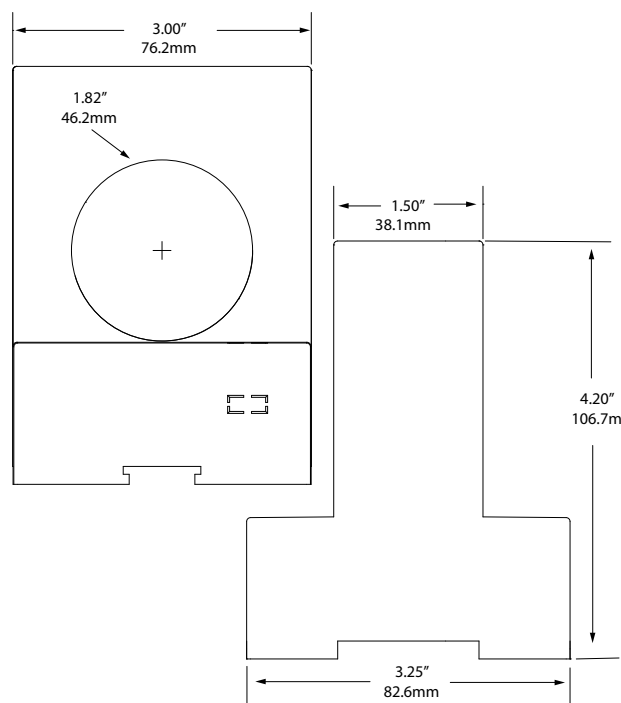
- Simple snap onto DIN rail

#### UL/cUL Listed, designed for CE approval

- UL/cUL Approved.
- Accepted worldwide.

\*For information on the DIN rail accessories kit, see page 122.

## Ground Fault Protection Dimensions



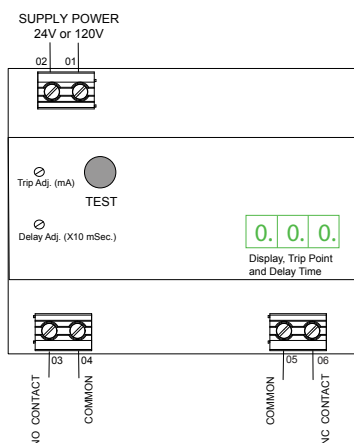
## Ground Fault Protection Specifications



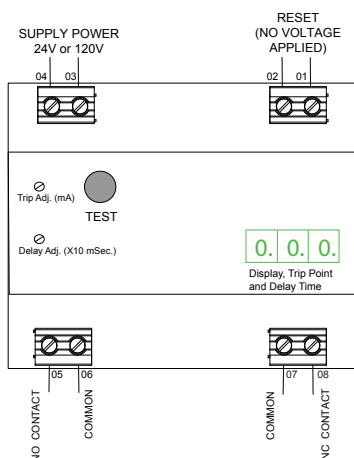
<b>Power Supply</b>	<ul style="list-style-type: none"> <li>• 120 VAC (108–132 V)</li> <li>• 24 VAC/DC (22–36 V)</li> </ul>
<b>Power Consumption</b>	<4 VA
<b>Setpoint Range</b>	AGLD1: 5–100 mA AGLD2: 80–950 mA
<b>Output</b>	Electromechanical SPDT relay
<b>Output Rating</b>	1 A @ 120 VAC, 2 A @ 30 VDC max.
<b>LED Display</b>	<ul style="list-style-type: none"> <li>• Displays trip point in mA</li> <li>• Displays delay period when adjusted (ms X10)</li> <li>• Off: Power off</li> </ul>
<b>Response Time</b>	120 ms
<b>Output Operation</b>	Normally energized or normally de-energized
<b>Time Delay</b>	10 sec. (adjustable after startup)
<b>Isolation Voltage</b>	Tested to 5 kV
<b>Frequency Range</b>	50–60 Hz (monitored circuit)
<b>Case</b>	UL94 V-0 Flammability Rated
<b>Mounting</b>	DIN rail mounting
<b>Environmental</b>	-4 to 122°F (-20 to 50°C) 0–95% RH, non-condensing
<b>Listings</b>	UL/cUL Listed, designed for CE approval

## Ground Fault Protection Connections

Auto Reset



Latching



## Ground Fault Protection Ordering Information

Sample Model Number: AGLD1-SDT1-24U-ENE-ADJ

AC ground fault sensor, 5–100 mA range, SPDT relay output, 24 VAC/DC powered, large case, DIN rail mounting.

(1) (2) (3) (4) (5)  
 AGLD   - S D T 1 -       -       - A D J

(1) Model

1	5–100 mA
2	80–950 mA

(2) Output Type

SDT1	Single pole, double throw relay
------	---------------------------------

(3) Power Supply

24U	24 VAC/DC
120	120 VAC

(4) Contact Action

DEN	Normally de-energized
ENE	Normally energized
LA	Latching output

(5) Setpoint

ADJ	Adjustable setpoint
-----	---------------------

